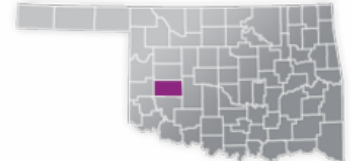




WASHITA COUNTY

COUNTY SEAT: NEW CORDELL

QUALITY RANK: 49



NEED: CHILDREN NEEDING CARE WHILE PARENTS WORK

AGE	CHILD POPULATION	CHILDREN WITH WORKING PARENTS	
	NUMBER	NUMBER	PERCENT
0-5	906	468	51.7%
6-12	1,246	768	61.7%
0-12	2,152	1,236	57.4%

AVAILABILITY: LICENSED CHILD CARE

	NUMBER OF FACILITIES	TOTAL CAPACITY	DHS SUBSIDY
COUNTY TOTAL	8	129	0.0%
CENTERS	3	94	0.0%
HOMES	5	35	0.0%

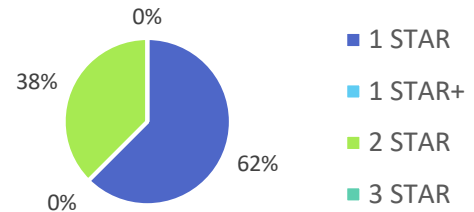
AFFORDABILITY: CHILD CARE COST

CENTERS AVERAGE FULL-TIME WEEKLY		HOMES AVERAGE FULL-TIME WEEKLY	
UNDER 1	-	UNDER 1	\$105.00
1 YEAR	-	1 YEAR	\$103.33
2 YEARS	-	2 YEARS	\$103.33
3 YEARS	-	3 YEARS	\$103.33
4-5 YEARS	-	4-5 YEARS	\$103.33
KINDERGARTEN+	-	KINDERGARTEN+	\$65.00
0% of children whose parents work receive child care paid for by OKDHS subsidy.			
n/a: no facilities operate in the county, - no data reported for county			

EARLY EDUCATION

AGE	4 YEAR OLD PRE-KINDERGARTEN		KINDERGARTEN	
	½ DAY	FULL DAY	½ DAY	FULL DAY
# OF SITES	1	4	0	4
# ENROLLED	21	109	0	161
71% of 4 year olds are enrolled in a full or part day Pre-K program. 105.2% of 5 year olds are enrolled in a full or part day Kindergarten program.				

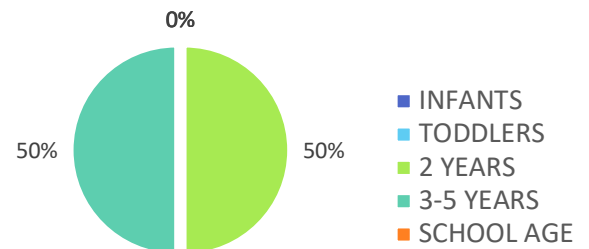
QUALITY: STAR RATINGS FOR CHILD CARE FACILITIES



AMOUNT OF CARE SOUGHT



AGES FOR WHOM CARE IS SOUGHT



NON-TRADITIONAL SCHEDULES SOUGHT

